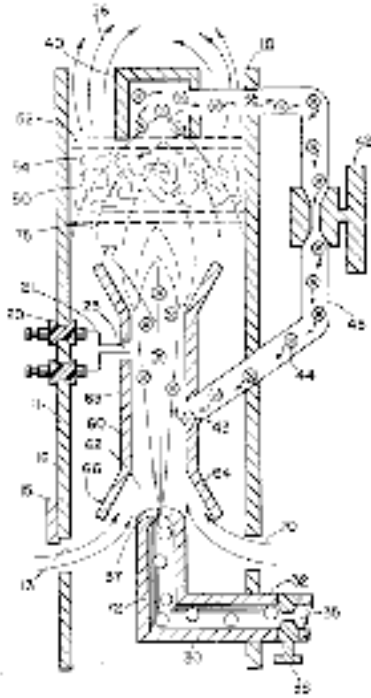


Practical Guide to Free-Energy Devices



141.1



The purpose of this web site is to provide you with an introduction to a series of devices which have been shown to have very interesting properties and some are (incorrectly) described as 'perpetual motion' machines.

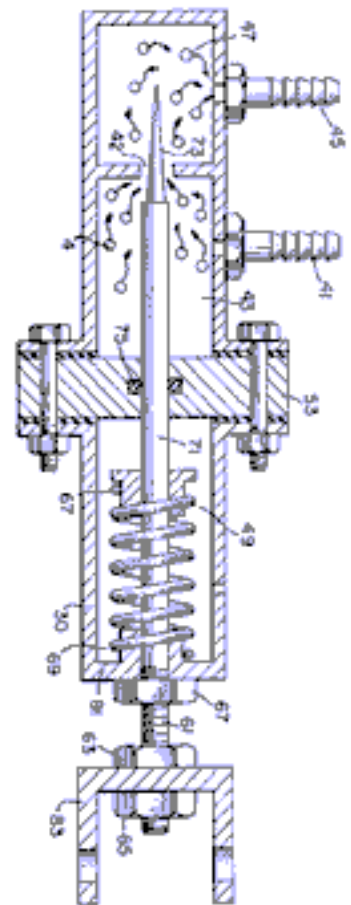
What's that you say - perpetual motion is impossible? My, you're a difficult one to please. The electrons in the molecules of rock formations have been orbiting steadily for millions of years without stopping - at what point will you agree that they are in perpetual motion?

So, why don't electrons run out of energy and just slow down to a standstill? Quantum Mechanics has shown that the universe is a seething cauldron of energy with particles popping into existence

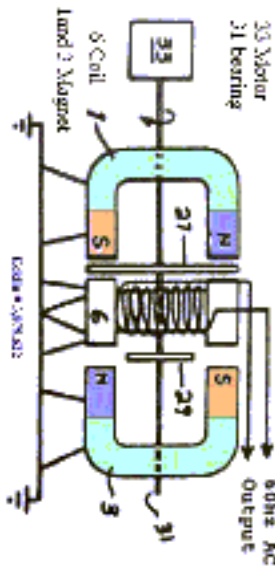
and then dropping out again. Knowing that $E = mc^2$, we can see that a tremendous amount of energy is needed to create any form of matter. Scientists remark that if we could tap even a small part of that energy, then we would have free energy for our lifetime.

The Law of Conservation of Energy is undoubtedly correct when it shows that more energy cannot be taken out of any system than is put into that system. However, that does not mean that **we** cannot get more energy out of a system than **we** put into it. A crude example is a solar panel in sunlight. We get electrical power out of the panel but we do not put the sunlight into the panel - the sunlight arrives on its own. This example is simple as we can see the sunlight reaching the solar panel.

If, instead of the solar panel, we had a device which absorbs some of the energy



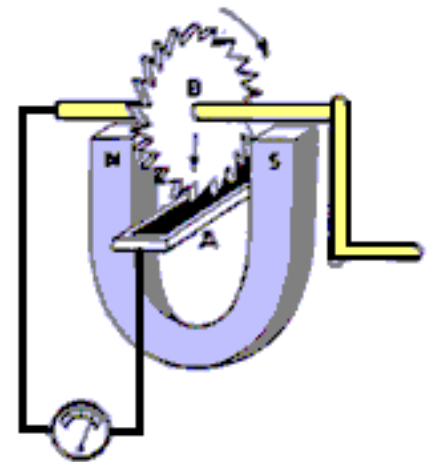
which Quantum Mechanics observes and gives out, say, electrical power, would that be so different? Most people say "yes! - it is impossible!" but this reaction is based on the fact that we cannot see this sea of energy. Should we say that a TV set cannot possibly work because we cannot see a television transmission signal?



Many people have produced devices and ideas for tapping this energy. The energy is often called "Zero-Point Energy" because it is the energy which remains when a system has its temperature lowered to absolute zero. This presentation is introductory information on what has already been achieved in this field: devices which output more power than they require to run. This looks as if they contradict the Law of Conservation of Energy, but they don't, and you can see this when you take the zero-point energy field into account.

The material on this web site describes more than thirty different devices, with diagrams, photographs, explanations, pointers to web sites, etc. As some of the devices need an understanding of electronic circuitry, a simple, step-by-step instruction course in electronics is also provided. This can take someone with no previous knowledge of electronics, to the level where they can read, understand, design and build the type of circuits used with these devices.

This is a very interesting field and the topic is quite absorbing once you get past the "it has to be impossible" attitude. We were once told that it would be impossible to cycle at more than 15 mph as the wind pressure would prevent the cyclist from breathing. Do you want to stay with that type of 'scientific' expert? Have some fun - discover the facts.



There are many, many interesting devices and ideas already on the web. This site does not mention them all by any means. What it does, is take some of what are in my opinion, the most promising and interesting items, group them by category, and attempt to describe them clearly and without too many technical terms. If you are not familiar with electronics, then some items may be difficult to understand. In that case, I suggest that you start with the 'Electronics' section and go through each part in order, moving at whatever speed suits you, before examining the other sections. I hope you enjoy what you read.

Note: When you have finished reading any of the sections shown below, use the 'Back' button of your browser to return to this page. You will need the latest version of the Adobe 'Acrobat' reader to display these sections.

It can be downloaded free from: www.adobe.com As there is a maximum document size of 1 Mb on this web site, at the bottom of this page there are details of how you can download more than 200 Mb of this information.

THE INFORMATION PRESENTED ON THIS WEB SITE IS FOR INFORMATION PURPOSES ONLY. SHOULD YOU DECIDE TO PERFORM EXPERIMENTS OR CONSTRUCT ANY DEVICE, YOU DO SO WHOLLY ON YOUR OWN RESPONSIBILITY -- NEITHER THE COMPANY HOSTING THIS WEB SITE, NOR THE SITE DESIGNER ARE IN ANY WAY RESPONSIBLE FOR YOUR ACTIONS OR ANY RESULTING LOSS OR DAMAGE OF ANY DESCRIPTION, SHOULD ANY OCCUR AS A RESULT OF WHAT YOU DO.

[Devices Part 1](#): The Law of Conservation of Energy and how it applies, Power collected through aerial systems - designs by Thomas Henry Moray, Nikola Tesla, Frank Prentice and Hermann Plauston, Roy Meyers' device for collecting free electricity, Edwin Gray's power tube, Radiant Energy, Gray's pulse motor design, Creative Science's motor design, Alfred Hubbard's 'Atmospheric Power Generator', Paul Brown's radioactive-decay battery and IMP's Pulsed Electric Motor.

(Document date: 27th July 2006)

[Devices Part 2](#): Robert Adams' pulsed electric motor, Harold Aspden's modifications to the Adams motor, Teruo Kawai's Electric Motor, Butch Lafonte's Motor/Generator, William Muller's Motor/Generator, Hector Torres' RotoVerter Generator system and construction details for alternators.

(Document date: 12th August 2006)

[Devices Part 3](#): John Bedini's Radiant Energy pick-up device, Paul Baumann's 'Thestatika' free-energy device, table of standard US and UK wire sizes, self-charging battery/battery switch systems: Nikola Tesla's four-battery switch, John Bedini's three-battery switch, Ron Cole's one-battery switch, Harold Aspden's Electrical Power Generating Apparatus and Michael Ognyanov's Self-powered Electrical Power Pack.

(Document date: 14th August 2006)

[Devices Part 4a](#): Howard Johnson's permanent magnet motor. This patented design is capable of driving an electrical generator and has a speed-control system.

[Devices Part 4b](#): Continuation of Part 4, (caused by the 1Mb file size limit on this web site) continuing the information on how magnetic fields exit magnets and how and why Howard's magnet motor actually works.

(Document date: 14th August 2006)

[Devices Part 5](#): Permanent magnet motor designs by Nelson Camus, John Bedini and John W. Ecklin. The Brown-Ecklin Generator, Hans Coler's free-energy pick-up devices, Floyd Sweet's 'Vacuum Triode Amplifier' solid-state free-energy pick-up device, Tom Bearden's 'Motionless Electromagnetic Generator' solid-state pick-up, The Phi-Transformer, Dan Davidson's Acoustic Magnetic Power Generator, the Pavel Imris Optical Electrostatic Generator, Graham Gunderson's Solid State Electric Generator and Charles Flynn's magnetic flux patent.

(Document date: 26th September 2006)

[Devices Part 6](#): Water-splitting to produce fuel gasses: Practical details on straight electrolysis, the hydro-boost system, the 'hotsabi' hydrogen booster, pulsed electrolysis principles, Stan Meyer's water-splitting 'Water Fuel Cell', Stan Meyer's hydrogen carburettor, Henry Puharic's water-splitting system, Paulo Mateiro's pulsed cell, Francois Cornish's aluminium/water arc system, possible car modifications, Charles Garrett's electrolysis system, Archie Blue's electrolysis system, pulse generation methods, Shigeta Hasebe's magnetic electrolysis system, Peter Lowrie's electrolysis system, the 'Ram Implosion Wing' aerodynamic device, vehicle conversions for other fuels, Wyoming Instruments' Fuel Atomiser device, several ultra-high mileage carburettor designs and Allen Caggiano's experiences. **[Construction plans](#)**: Step-by-step instructions for building the 'hotsabi' booster electrolyser.

(Document date: 16th July 2006)

[Devices Part 7](#): Design and construction details for electrolysers which can boost mpg, reduce pollution emissions or run a vehicle from water alone with zero emissions and some practical details on how to connect to an engine.

(Document date: 11th August 2006)

[Devices Part 8](#): Free-energy proposals which in my opinion, are not likely to result in practical DIY devices: Michael Faraday's Homopolar generator, Nikola Tesla's high-voltage system, the Australian 'Lutec'

generator, Magnetic Energy's 'Romag' magnet generator, Cold Fusion systems, Moller's 'Atomic Hydrogen Generator' system and Muammer Yildiz's 'OceanStar' electricity generator. Also included is a personal opinion on each of the devices discussed in the whole set of documents.

(Document date: 30th June 2006)

[Devices Part 9](#): A possible, simple car conversion design for running a vehicle with water as the only fuel and the Yahoo 'egaspower' Group members discussion of the system.

(Document date: 28th June 2006)

[Devices Part 10](#): Nikola Tesla's experiments, electro propulsion, the Aspden Effect, free-energy from a Tesla coil, the Zero-Point Energy field, conversion of longitudinal waves into ordinary electricity by Paulo and Alexandra Correa, gravity drives and Boris Volfson's US Patent 6,960,975.

(Document date: 24th May 2006)

[Devices Part 11](#): The Joe Cell method of running a car via modified water which acts as a conduit for Zero-Point Energy which actually powers the engine as no water is used in the process.

(Document date: 4th June 2006)

[Devices Part 12](#): The Josef Papp engine which has no intake or exhaust. The first prototype was a modified Chevy engine which produced 300 horsepower in extended test runs. Also, the Robert Britt engine which similarly operates on an enclosed volume of a mixture of inert gasses.

(Document date: 28th July 2006)

[Devices Part 13](#): The Spiro Spiros electrolyser which operates in over-unity mode. It also has the possibility of operating an internal combustion engine without needing any electrics at all. It is interesting to note that the Patent Office has granted Spiro a patent which clearly states, measures and documents over-unity operation.

(Document date: 11th March 2006)

[Devices Part 14](#): A translation of the commentary for the video of the Flavio Thomas Pyramid shown powering a 12V electric fan.

(Document date: 26th April 2006)

[Devices Part 15](#): A recent replication of Stanley Meyer's demonstration Water Fuel Cell water-splitter which uses ordinary tap water and just 25 watts of power.

(Document date: 29th August 2006)

[Devices Part 16](#): A water-splitter unit which uses ordinary tap water and can power a vehicle.

(Document date: 25th August 2006)

An excellent introductory video for this subject is available on the Google video site, and I recommend that you view it. [Video](#)

Other interesting web video links:

[Free-Energy Device](#): Part 1 of a video showing a solid-state over-unity device in operation.

[Free-Energy Device](#): Part 2 of a video showing a solid-state over-unity device in operation.

[Free-Energy Device](#): A video showing Steven Mark's solid-state free-energy device in operation.

[Free-Energy Device](#): A second video showing Steven Mark's solid-state free-energy device in operation.

[Free-Energy Device](#): A third video showing Steven Mark's solid-state free-energy device in operation.

[Lindemann lecture](#): A very long but interesting lecture on Ed Gray's conversion tube by Dr Peter Lindemann.

[Demonstration](#): Web link to a video of a demonstration and explanation of Tesla's Longitudinal Waves.

[Demonstration 2](#): Web link to a video of a second demonstration of Tesla's Longitudinal Waves.

[Papp Motor](#): Web link to a video of a Papp motor in action and shots of the actual explosions.

[Ed Gray's Motors](#): Web link to a discussion and display of some of Ed Gray's early motors retrieved by Norman Wootan.

[Prof. John R. R. Searl](#): Web link to video of a lecture by Prof. Searl on his 240V 15KW generator / gravity-drive unit.

[Electronics Tutorial](#): This is intended to take someone with no knowledge of electronics, in easy steps to the point where circuit diagrams can be read and understood, and prototype circuits designed and built. The presentation style is easy to follow and there are many diagrams to improve the clarity of the presentation.

[Electronics Spreadsheet](#): For 555 timer component calculations plus the colour bands for every common resistor. The Microsoft spreadsheet

program 'Excel' is needed to display this spreadsheet correctly.

Patents and Papers: This is a collection of relevant patents, most of which have had the wording simplified and the illustrations upgraded with the intention of making them easier to understand. There are also some relevant scientific papers which explain important discoveries. These documents provide a large amount of exciting information, usually in great detail, and much of which is not contained elsewhere on this or other web sites.

Other Web Sites: This is a collection of websites which have interesting and informative articles in the fields of Electronics, Vehicles, Motors, Bookshops etc.

Please feel free to criticise the contents of this site and/or the style of the presentation.

[Click here to e-mail your comments](#)

This web site is limited to a maximum file size of 1Mb. Many of the files which should be displayed here are excluded by this limit, so the results of several years of investigation into the subject of Zero-Point Energy, and hundreds of hours work on the presentation, are being offered to you, free of charge and without any obligation whatsoever. As the combined file size is large, the documents have been organised for download from the MegaUpload website. If you consider that the download time is excessive, all of the files can be supplied to you on a CD-ROM through the post. The download details for the research information are as follows:

You do not have to be registered with MegaUpload or box.net to download these files.

File 1: The main file, containing sixteen documents describing discoveries and devices in this field, plus seven electronics tutorials, size: 7.72 Mb (530 pages). It also contains an overall index, an .html file to make the whole set of data work like your own personal web site, an electronics calculator spreadsheet and more than 100 URLs to interesting web sites.

[Alternative download](#)

File 2: Is very important, containing eighteen enhanced device patents. Size: 1.82 Mb.

[Alternative download](#)

[File 3:](#) Contains enhanced digests from fifteen patents relating to electrolysis. Size: 2.23 Mb.

[Alternative download](#)

[File 4:](#) Contains enhanced digests from ten high mpg carburettor patents. Size: 1.73 Mb.

[Alternative download](#)

[File 5:](#) Contains 170 pages of scientific papers. Size: 5.5 Mb. [Alternative download](#)

[File 6:](#) Contains 639 pages of scientific papers. Size: 7.2 Mb. [Alternative download](#)

[File 7:](#) Contains 188 pages (Shinichi Seke's book 'Ultra Relativity'). Size: 7.71 Mb. [Alternative download](#)

[File 8:](#) Contains 7 pages of a scientific paper (Dr Aspden). Size: 753 Kb. [Alternative download](#)

[File 9:](#) Contains 226 page book (Dr Aspden). Size: 12.98 Mb. [Alternative download part 1](#)
[Alternative download part 2](#)

[File 10:](#) Contains 169 page book (Dr Aspden). Size: 6.75 Mb. [Alternative download](#)

[File 11:](#) Contains 212 page book (Dr Aspden). Size: 9.96 Mb. [Alternative download](#)

[File 12:](#) Contains a 283 page scientific paper (Tesla). Size: 14.23 Mb. [Alternative download part 1](#)
[Alternative download part 2](#)

[File 13:](#) Contains Tesla's lecture/demonstration to the Institute of Electrical Engineers in London. Size: 605 Kb. [Alternative download](#)

[File 14:](#) Contains a 280 page scientific paper (Tesla). Size: 632 Kb. [Alternative download](#)

[File 15:](#) Contains a 21 page scientific paper (Tesla). Size: 487 Kb. [Alternative download](#)

[File 16:](#) Contains a 122 page scientific paper. Size: 3.12 Mb. [Alternative download](#)

[File 17:](#) Contains a 21 page scientific paper. Size: 120 Kb. [Alternative download](#)

[File 18](#): Contains a 51 page scientific paper. Size: 246 Kb. [Alternative download](#)

[File 19](#): Contains a 49 page scientific paper. Size: 698 Kb. [Alternative download](#)

[File 20](#): Contains two vehicle modification manuals. Size: 2.8 Mb. [Alternative download](#)

The remaining files contain video clips:

[File 21](#): (Steve Ryan) size: 41.37 Mb [Alternative download](#)

[File 22](#): (Flavio Thomas) size: 41.96 Mb [Alternative download](#)

[File 23](#): (Stan Meyer) size: 4.59 Mb [Alternative download](#)

[File 24](#): (Joe Cell) size: 20.53 Mb [Alternative download](#)

[File 25](#): (Joe Cell) size: 7.46 Mb [Alternative download](#)

[File 26](#): (Joe Cell) size: 5.58 Mb [Alternative download](#)

[File 27](#): (Stan Meyer) size: 16.67 Mb [Alternative download](#)

[File 28](#): (Joe Cell) size: 6.82 Mb [Alternative download](#)

[File 29](#): (The Three Stages of a Joe Cell, by kind permission of Alex Schiffer) size: 7.73 Mb
[Alternative download](#)

[File 30](#): (Stan Meyer's Water Fuel Cell replication) size: 5.29 Mb [Alternative download](#)

If you have not used MegaUpload before: On selecting the link the resulting page has a download button at the top right hand side of the screen. Click on this button to start the download. If a pop-up advertisement appears, click on the X at it's top right hand corner to get rid of it and display the Download button.

If you have not used box.net before, the bottom of the screen displays the title of the file to be downloaded while the site retrieves the file from storage (which will take a few seconds), and then the Download button is displayed.

This information can also be downloaded in 16 parts via the peer-to-peer networks such as eMule, under the title Free_Energy_Research_and_Free-Energy_Devices

I hope that this information is helpful to you and boosts your understanding of what has been tried and what works. The easiest way to display these documents is to copy all of the files into a folder on your computer and then click on the 'start.html' file in that folder. This makes all of the information operate like a single book in the familiar website style.

Good luck with your research.

Note: This site was last updated on 26th September 2006 with the addition of the very large US patent(s) 6,246,561 from Charles Flynn showing flux-doubling methods in many applications, plus updated links for File 1 and File 2 downloads.